

iS1 Direct Drive Servo Press

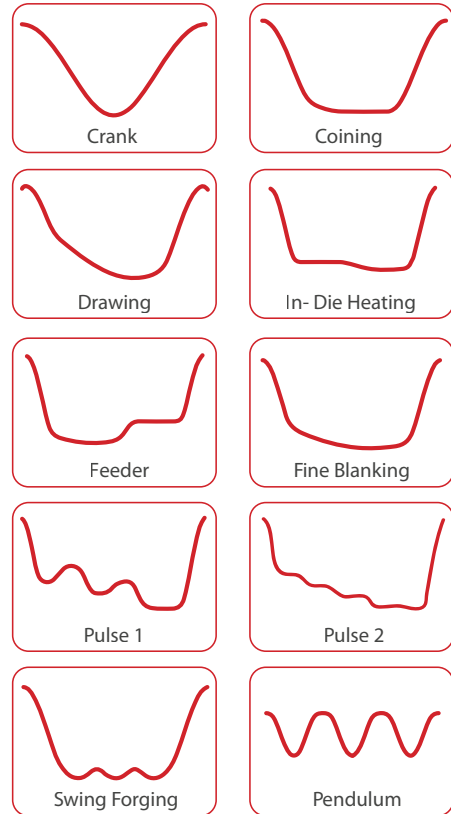


80 . 110 . 160 . 200 . 260 . 330 tons




STAMTEC®

iS1 Direct Drive Servo Press



How Stamtec Servo Presses improve production

- More flexibility in applications
- More throughput with optimized production speeds
- Better forming capabilities
- Minimized impact forces and snapthrough
- Ability to perform secondary operations in-die (drilling, tapping, staking, welding, assembling, etc.)
- Better integration with work cells and automation
- Increase tool life



iS1 Specifications

Model		iS1-80		iS1-110		iS1-160		iS1-200		iS1-260	
Frame		D	C	D	C	D	C	D	C	D	C
Capacity	US Tons	88		121		176		220		286	
	Metric Tons	80		110		160		200		260	
Rated tonnage point	in.	0.20		0.20		0.24		0.24		0.24	
	mm	5		5		6		6		6	
Stroke length	in.	7.09		7.87		8.66		9.84		9.84	
	mm	180		200		220		250		250	
Speed	SPM	0 - 80		0 - 70		0 - 60		0 - 50		0 - 45	
Die height	in.	13.78		13.78		15.75		17.72		19.69	
	mm	350		350		400		450		500	
Slide area (L-R x F-B)	in.	27.56 x 18.11		31.50 x 20.47		35.43 x 22.84		39.37 x 25.59		43.30 x 27.56	
	mm	700 x 460		800 x 520		900 x 580		1000 x 650		1100 x 700	
Bolster area (L-R X F-B)	in.	35.43 x 23.62	46.06 x 23.62	39.37 x 27.56	50.39 x 27.56	45.28 x 29.92	57.09 x 29.92	49.21 x 33.47	61.81 x 33.47	53.15 x 35.43	66.93 x 35.43
	mm	900 x 600	1170 x 600	1000 x 700	1280 x 700	1150 x 760	1450 x 760	1250 x 850	1570 x 850	1350 x 900	1700 x 900
Bolster thickness	in.	3.94		4.72		5.91		6.30		7.09	
	mm	100		120		150		160		180	
Side frame opening (window) (F-B x H)	in.	25.59 x 18.11	--	29.53 x 19.69	--	31.50 x 22.05	--	35.43 x 24.02	--	37.40 x 25.98	--
	mm	650 x 460	--	750 x 500	--	800 x 560	--	900 x 610	--	950 x 660	--
Maximum upper die weight	lbs.	760.60		992.08		1543.24		1763.70		1763.70	
	Kgs	345		450		700		800		800	
Slide adjustment	in.	3.15		3.54		3.94		4.33		4.72	
	mm	80		90		100		110		120	
Slide adjusting motor	Kw x P	0.4 x 4p		0.4 x 4p		0.75 x 4p		0.75 x 4p		1.5 x 4p	
Working height	in.	32.68		33.07		36.02		39.76		43.31	
	mm	830		840		915		1010		1100	
Air pressure	kg / cm ²	5		5		5		5		5	
	PSI	70		70		70		70		70	

Parallelism: Slide to Bolster - .001" per foot or less. Standard voltage is 480. Other voltage available at additional cost.

Standard Paint Color- RAL-7035, Light Grey

Servo Motor Drive Technology

Stamtec Servo Presses use the BEST in servo motor technology and controls to enable a virtually unlimited number of stroke and slide movement profiles, while supplying full working energy even at slow speeds / dwells.

Servo Motor

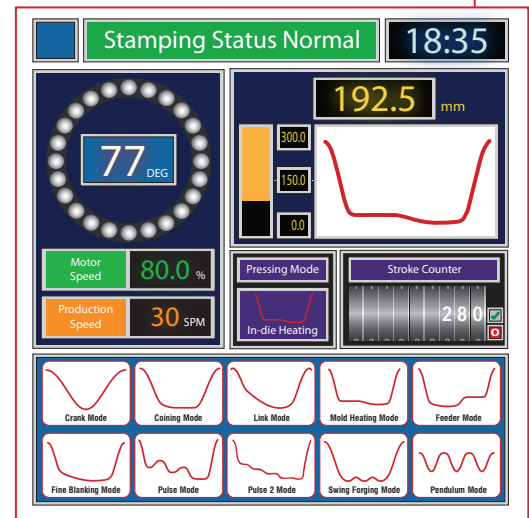


Control System HMI Intelligent Curve / User-Friendly Interface



Press controls, specifically designed by Stamtec Servo Presses, are integrated to achieve a wide variety of stroke lengths and slide movement profiles, while supplying full working energy capacity even at low speeds.

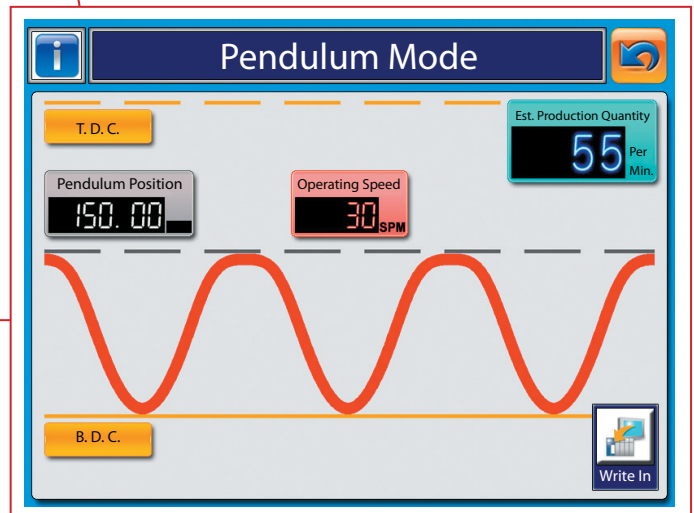
This allows users to perform a wide variety of jobs in one press (drawing, re-strike, warm forming, etc.) and easily adapt to automation and feed applications.



Pendulum Mode

Increased productivity through the incorporation of pendulum mode.

Cycle time is decreased by reducing the stroke length.

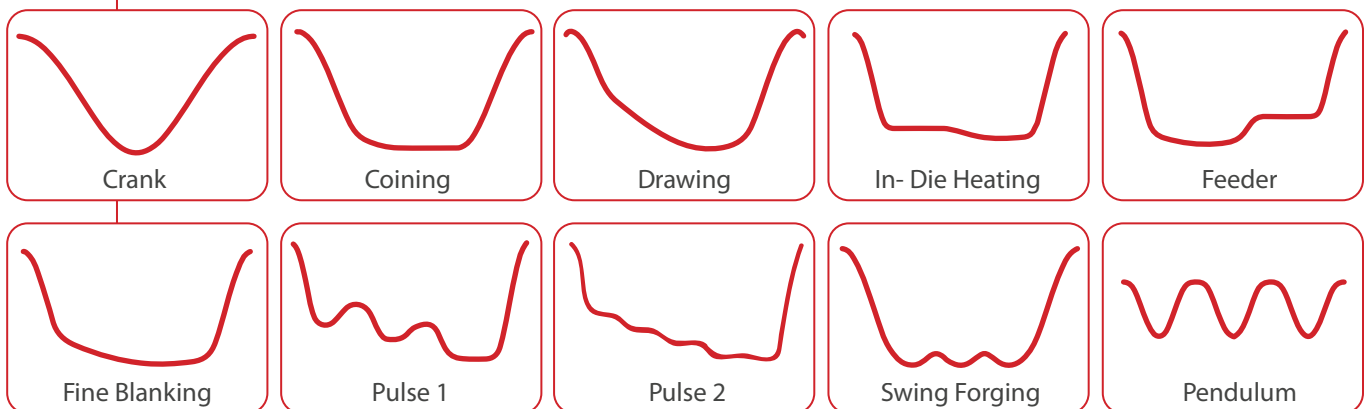




Diversified Curves

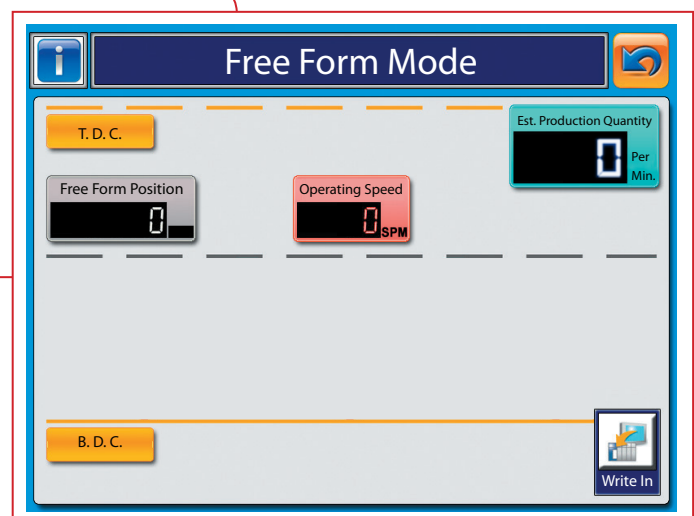
In addition, unique profiles can be requested by the end-user. Customized motion curves allow up to 20 various segments in a cycle curve, defined by segment position, speed, and pause duration parameters.

- Automatic slide adjustment and die height auto-correction (optical linear sensor)
- 100 job storage
- Pulse generator wheel for die try-out
- Energy saving- no flywheel, no constant motor, no clutch/brake engagement
- Lower slide velocity allows better material flow, better parts
- Lower die impact reduces noise and increases die life
- Optimization of press speed during working and non-working portion of stroke increases production speed.
- Easily synchronizes with other presses or automation
- Ethernet Link
- Task assignment software



Free Form Mode

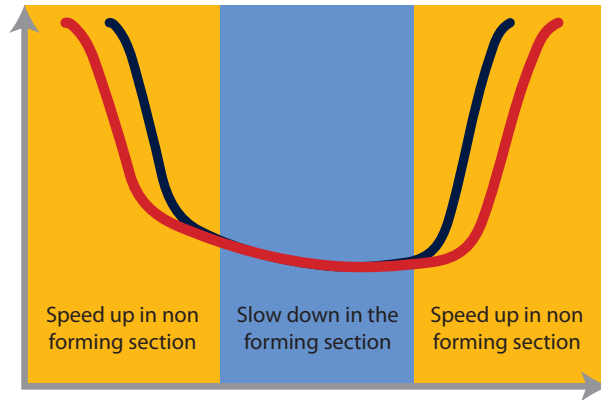
We can also create custom stroke profiles, as specified by the end-user for their particular applications.



Increase Productivity. Save Energy.



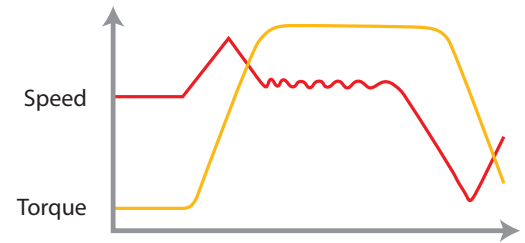
High productivity stable quality



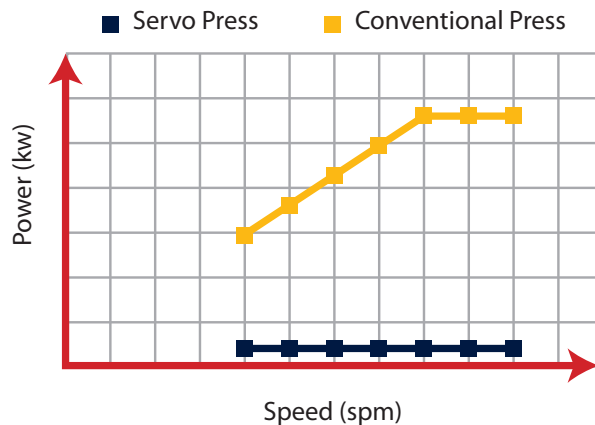
Change the motor speed with the servo control system to form at low speed and pass the non-forming section at high speed to improve productivity with stable quality.

Status Monitoring

- Real-time monitoring of stamping status (position, torque, speed, acceleration).
- Automatically shut down and warn when exceeds setting.
- Lower defect rate.
- Increased stamping safety.



Energy Savings



- Won't consume energy in idle mode.
- Energy management system / capacitor banks provide efficient energy uses, and eliminate direct electrical spikes from the grid.

Standard Features

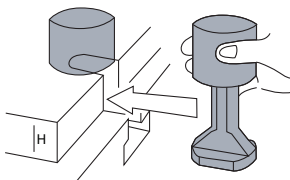
- Mode selection: Top Return, Inch, Single Stroke, Off, Continuous, Handwheel
- Hydraulic overload protector
- Motorized slide adjustment
- Oil recirculation lubrication
- Servo control system
- Programmable Limit Switches- 14 spare channels
- Air counterbalance system
- Programmable air ejector
- Air source receptacle
- Die protection inputs
- Portable run station on T-stand
- Tooling Database (100 pcs)
- Safety block and plug

Optional Features

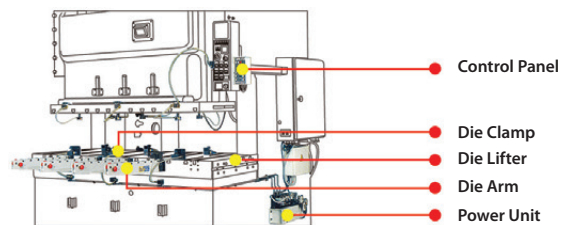
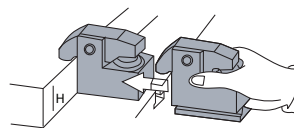
- Pneumatic die cushion
- Die cushion pin hole cap
- Additional electronic rotary cam switch (8 spare channel)
- Slide knockout device
- Automatic slide & counterbalance adjust
- Power receptacle (110V or 220V single-phase)
- Light curtains
- Anti-vibration mounts
- Die area light
- Automation equipment
- Quick die change system
- Bottom dead center (B.D.C.) compensation sensor
- Front and rear guarding
- Tonnage monitor

Quick Die Change System

Die Clamp TX-type
With "U" Cut in die set



Die Clamp TY-type
Die plate thickness, H, to be specified



Stamtec carries a full line of quick die change components, including hydraulic power units, clamps, lifters, and bolster extensions. Quick die change systems can provide a number of important benefits, such as:

- Reduced downtime
- Greater productivity
- Longer tool life
- Better part quality
- Increased speed
- Improved employee safety





NORTH AMERICAN HEADQUARTERS
Manchester, TN | www.stamtec.com



As one of the largest press builders in the world, Stamtec has been providing dependable, high-performance metal stamping presses for more than 40 years in North America and 70 years worldwide. We also provide fully integrated press production systems including servo coil-feeding lines, transfer systems, quick die change systems, etc. Our 72,000 sq. ft. sales, service, logistics, and assembly facility in Tennessee is home not only to North America's largest inventory of new presses and spare parts, but also our most important asset - our people. Our staff of engineering, sales, service, and support personnel are here to serve you in the most timely and professional manner. Please contact us any time for a free professional consultation about your press production needs. We'd welcome the opportunity to help you!



[Gap Frame Presses](#)



[Straight Side Presses](#)



[Servo Presses](#)



[Forging Presses](#)



[Coil Feeding & Handling Systems](#)

STAMTEC®

METAL STAMPING & FORMING EQUIPMENT

STAMTEC, INC.

4160 Hillsboro Highway
Manchester, TN 37355 U.S.A.
TEL: +1-931-393-5050
FAX: +1-931-393-5060
stamtecpresses@stamtec.com
www.stamtec.com

STAMTEC EQUIPOS de ESTAMPACIÓN

Cerrada la Noria No. 200 Int. B-10, Queréglétaro Park II,
Parque Industrial Querétaro,
Santa Rosa Jáuregui, Querétaro, CP. 76220
TEL: +52-442-101-9555
ventas@stamtec.com
www.stamtec.com/es

