


STAMTEC®

METAL STAMPING & FORMING EQUIPMENT

G2

C-Frame

Double Crank Power Presses



121 . 176 . 220 . 275 . 330 tons



G2 C-Frame

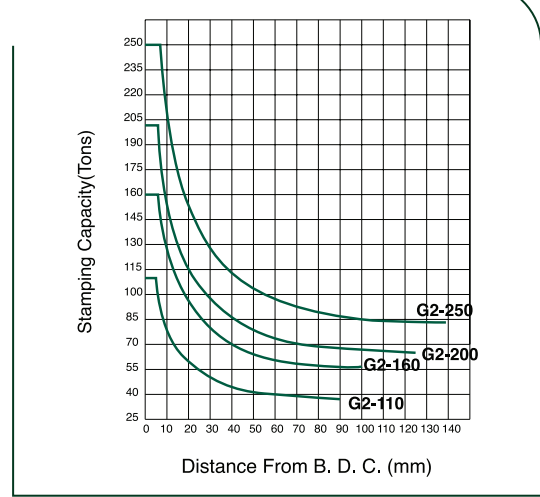
Double Crank Power Presses

The Stamtec G2 Series, Two-Point Gap Frame Press was designed for stamping relatively long, narrow parts at high single stroking rates or in continuous mode, using either blanks or coil stock; or running progressive dies that need the longer bed area to accommodate long dies with multiple stations.

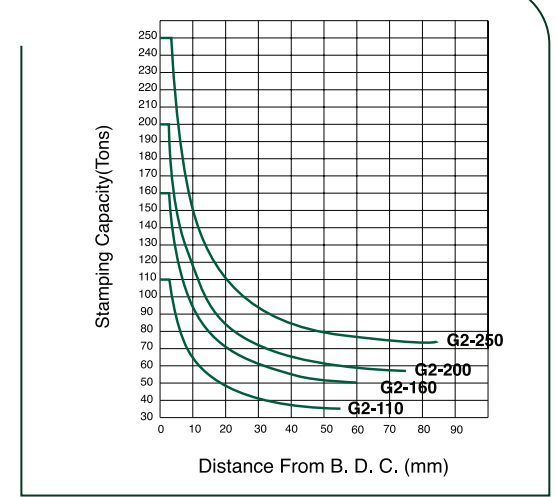
The slide is guided by six (6)-point full-length box type gibbs, providing excellent control of slide alignment and accuracy throughout the entire stroke. The G2 Series provides a large die area at an economical price, especially in applications where it can be used instead of a straight-side press.

Visit: www.stamtec.com/g2-series-gap-frame-press

Stroke-Capacity Diagram (S) (V)



Stroke-Capacity Diagram (H)



Stamtec G2 Series Presses

- Super rigid steel frame
- Extra long, precise, six-point gibbings
- High driving torque wet clutch & brake
- Fast response hydraulic overload protection
- Unique slide knockout device
- Parallelism maintained during offset loads

MODEL		G2-110		G2-160		G2-200		G2-250		G2-300	
Type		V	H	V	H	V	H	V	H	V	H
Capacity	US Tons	121		176		220		275		330	
	Metric Tons	110		160		200		250		300	
Rated tonnage point (above B.D.C.)	in.	0.196	0.118	0.236	0.118	0.236	0.118	0.275	0.118	0.28	0.138
	mm	5	3	6	3	6	3	7	3	7	4
Stroke length	in.	7.08	4.33	7.87	5.11	9.84	5.9	11.02	5.9	11.02	6.69
	mm	180	110	200	130	250	150	280	170	280	170
Speed	SPM	30 ~ 50	50 ~ 100	30 ~ 55	40 ~ 85	25 ~ 45	35 ~ 70	20 ~ 35	35 ~ 70	20 ~ 35	30 ~ 60
Die height (S.D.A.U.)	in.	15.75	13.77	17.7	15.75	19.68	17.72	21.65	17.72	21.65	21.65
	mm	400	350	450	400	500	450	550	450	550	550
Maximum upper die Weight	lbs.	1763.69		2799.86		3240.79		3439.20		TBD	
	kg	800		1270		1470		1560			
Slide adjustment	in.	3.93		3.93		4.72		4.72		4.72	
	mm	100		100		120		120		120	
Bolster area (L. R. X F. B.)	in.	70.86 x 25.59		78.73 x 29.92		94.48 x 33.07		106.29 x 35.43		106.30 x 35.43	
	mm	1800 x 650		2000 x 760		2400 x 840		2700 x 900		2700 x 900	
Bolster thickness	in.	5.11		5.9		6.29		6.26		7.48	
	mm	130		150		160		160		190	
Slide plate area (L. R. X F. B.)	in.	55.11 x 19.68		62.99 x 21.65		72.83 x 25.59		82.67 x 27.55		94.01 x 31.50	
	mm	1400 x 500		1600 x 550		1850 x 650		2100 x 700		2388 x 800	
Slide plate thickness	in.	2.75		2.75		3.74		3.74		3.74	
	mm	70		70		95		95		95	
Shank hole	in.	Ø1.96 x .1 1 Pitch 12.59		Ø1.96 x .1 1 Pitch 13.77		Ø1.96 x .1 1 Pitch 14.76		Ø1.96 x .1 1 Pitch 17.71		TBD	
	mm	Ø50 x 3 Pitch 320		Ø50 x 3 Pitch 350		Ø50 x 3 Pitch 375		Ø50 x 3 Pitch 450			
Main Motor: Equipped with variable frequency drive	HP x P	15 x 4		20 x 4		20 x 6		25 x 6		30 x 6	
	KW x P					15 x 6		19 x 6		22 x 6	
Slide adjusting motor	HP x P	1 x 4		1 x 4		2 x 4		2 x 4		2 x 4	
	KW x P	0.75 x 4		0.75 x 4		1.5 x 4		1.5 x 4		1.5 x 4	
Air pressure required	PSI	71.12		71.12		71.12		71.12		71.12	
	kPa	5		5		5		5		5	

Standard voltage is 480. Other voltages available at additional cost.

Parallelism: Slide to Bolster - 0.001" per foot or less.

DIE CUSHION		2 - PAD / 2 - CYLINDER				
MODEL		G2-110	G2-160	G2-200	G2-250	G2-300
Capacity	lbs.	7936.64 x 4409.24	13889.12 x 4409.24	22046.23 x 4409.24	30864.72 x 4409.24	Available on request
	kg	3.6 x 2	6.3 x 2	10 x 2	14 x 2	
Air pressure	PSI	92.45	102.41	96	128.01	Available on request
	kPa	6.5	7.2	6.75	9	
Stroke length	in.	2.755	2.755	3.14	3.14	Available on request
	mm	70	70	80	100	
Pad area	in.	13.77 x 9.25 x 2pcs	16.14 x 10.23 x 2pcs	21.25 x 13.77 x 2pcs	25.19 x 18.50 x 2pcs	Available on request
	mm	350 x 235 x 2pcs	410 x 260 x 2pcs	504 x 350 x 2pcs	640 x 470 x 2pcs	



Standard Features

- Wet type clutch and brake
- Hydraulic overload system
- Super rigid, low deflection steel frame
- Large window
- Motorized slide adjustment
- Wide, box-type centered gibs
- Air counterbalance system
- T-slotted bolster
- Automatic lubrication system
- Cast slide, with removable, t-slotted slide plate
- Die height indicator
- Overrun detector (brake monitor)
- Motorized grease pump
- Dual air safety valve
- Swing arm mounted control
- Stroke Counter, 6 digits
- Preset Counter, 6 digits
- Maintenance counter, 4 digits
- Life counter, 10 digits
- Air ejector, 3/8", two channels
- Air source receptacle, one channel
- Misfeed detection circuit
- Flywheel safety guard
- Variable frequency drive VS motor
- Portable 2-hand pushbutton t-stand
- Inverter and main motor reversing circuit

PRESS CONTROL

- Four (4) programmable limit switches
- Four (4) programmable die protection inputs
- 6-digit part and batch counters
- Color touchscreen for status and fault messages
- Color touchscreen for crank angle and spm
- Interlocked die safety block

OPERATION MODE SELECTION

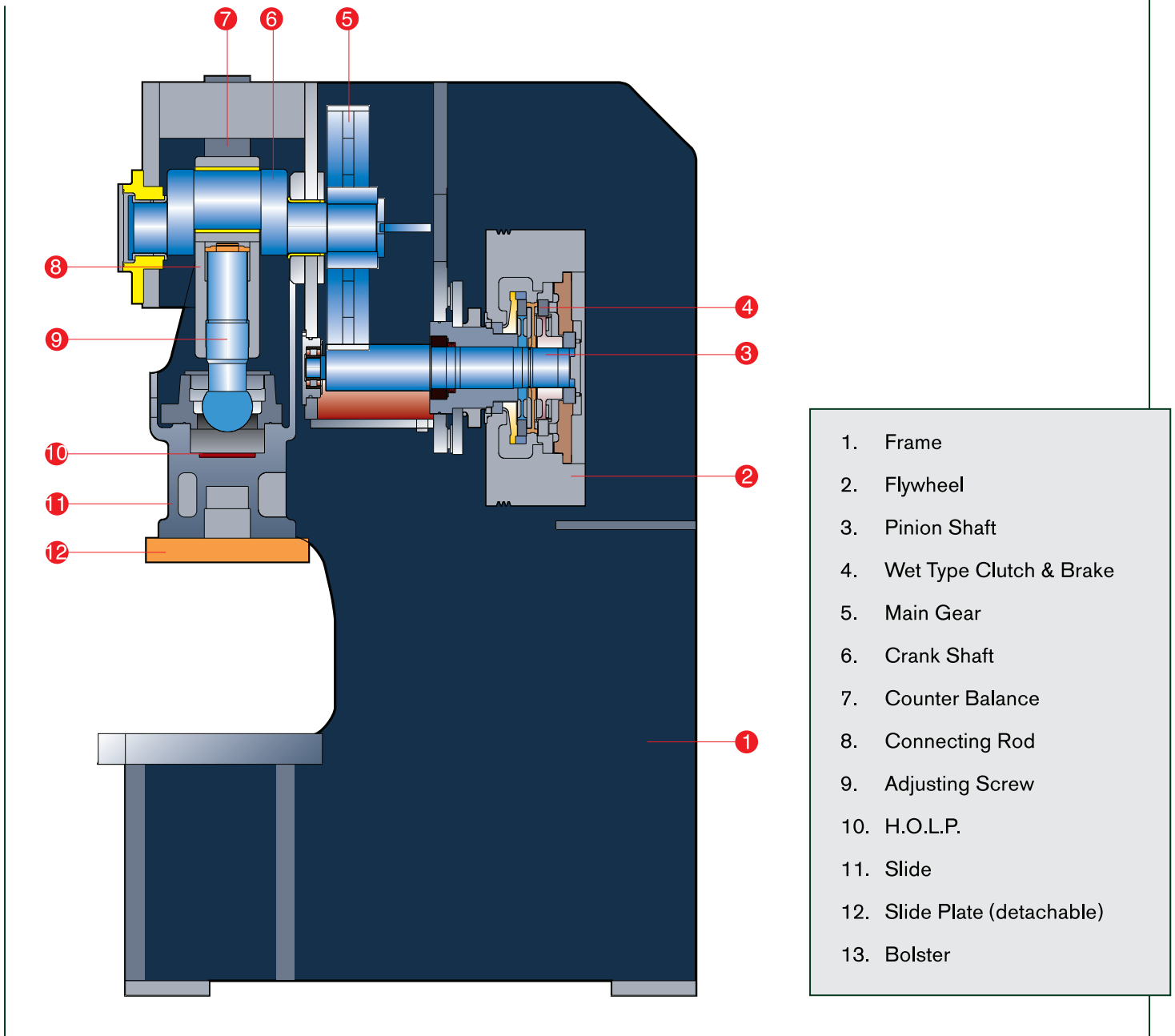
- Off / Inch / Timed Inch / Single Stroke / Continuous

Optional Features

- Link motion drive technology
- Various press controls (see page 9)
- Anti-vibration press leveling mounts
- Safety light curtains
- Tonnage monitor
- Die cushion
- Knockout bars
- Feeding and coil handling systems
- Flywheel brake
- Die area lighting
- Anchor bolts & foundation plates
- Quick die change system (see page 7)

G2 Series

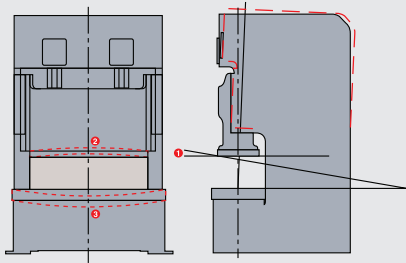
Two-Point Gap Frame Press



Available On Request

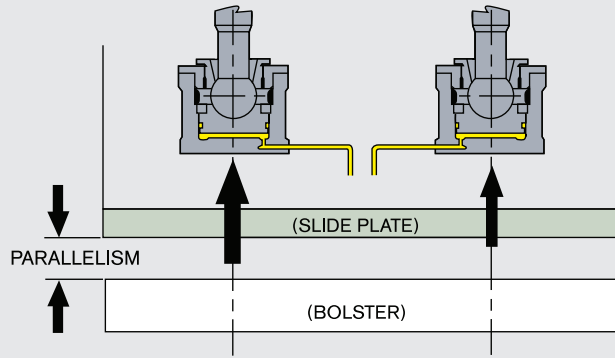
- Bolster Drawing
- Slide Plate Drawing
- T-Slot Detail
- Outline Dimensions

Produce High Quality Stampings with Low Deflection, Ultra-Rigid Steel Frame



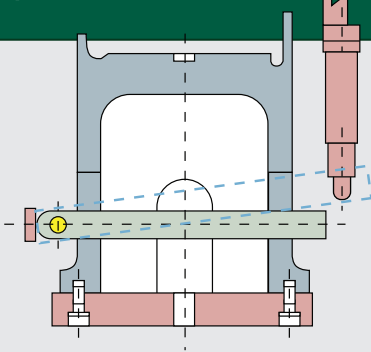
The Stamtac G2 Series is designed to resist deflection, increase stamping accuracy, and lengthen die life, even at full tonnage loads. The heavy, one-piece welded steel frame is fully stress relieved to provide a stable base for the G2 Series presses.

Maintain Parallelism During Off Center Loads



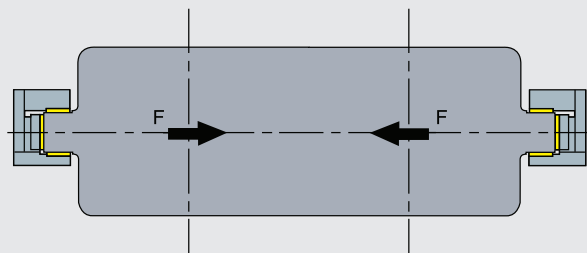
If unequal loads are applied across the slide, full oil pressure from the overload system is applied where required to retain the parallelism between slide plate and bolster for consistent stamping quality and extended tooling life.

Unique Slide Knockout Device



Since the slide plate is removable, custom knockout devices can easily be added. The slide body is built ready to accept mechanical knockout bars, but pneumatic knockout devices are also available upon request.

Assure Accurate Vertical Force with Centered Box-Type Gibbing



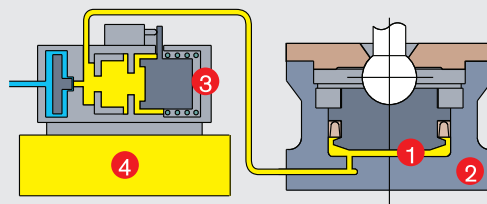
One-piece, full-length, box-type centered gibs assure actuated slide guiding, and provides better control of slide alignment than rear-mounted gibs. Force is delivered vertically, which minimizes lateral thrust, reduces effect of off-center loading, and diminishes friction in the gibs. Clearance settings (front to back and left to right) are accomplished by push-pull types screws, and maintained to factory tolerances by the use of laminated spacers.

Get High Performance with Low Maintenance, Long-Life Wet Clutch and Brake

The Stamtac clutch delivers high torque at relatively low air pressure, and with a low moment of inertia. Modern suited clutch and brake friction linings combine high performance with low vibration and noise.

The linings run in an enclosed oil bath, providing very efficient heat dissipation. Together, these superior features add up to a high performance, efficient, and long-lasting clutch with reduced lining wear and air consumption, even at high single-stroke rates of production.

Protect Press and Dies with Fast Response HOLP



1. Piston
2. Hydraulic Cylinder
3. H.O.L.P.
4. Oil Tank

Stamtac's fast response Hydraulic Overload Protection (HOLP) system relieves the pressure of a tonnage overload in milliseconds and simultaneously issues an emergency stop signal to the press control, protecting the press and tooling from catastrophic damage. The HOLP system automatically re-pressurizes when the slide is inched back to top of stroke. The HOLP system can also be relieved manually to assist in un-sticking a die from the bottom of the stroke.

Press Controls

User-friendly, fully programmable operation

Stamtec presses feature advanced, user-friendly press controls with fully programmable on-screen displays for easy set-up, start-up, operation & diagnostics.

Our standard presses come equipped with **OmniLink 5100-MPC Press Controls with 805 Operator Terminal**.

Link's custom engineered OmniLink System 5100-MPC part revolution mechanical power press controls provide unmatched features and flexibility to achieve the ultimate in pressroom productivity and safety at modest cost.

OmniLink 805 Operator Terminal: The user friendly OmniLink 805 Operator Terminal uses a Color 5.7" LCD TFT with 640 x 480 pixel resolution and touch screen.

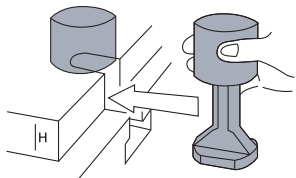
OmniLink System 5100-MPC Press Controls are designed to meet all functional safety requirements of current and anticipated OSHA 29 CFR 1910.217, ANSI B11.1, and CSA Z142 standards, and to provide safety features in addition to these standards when properly applied, adjusted, installed and used.

Stamtec presses can be CUSTOMIZED with your choice of press controls from:

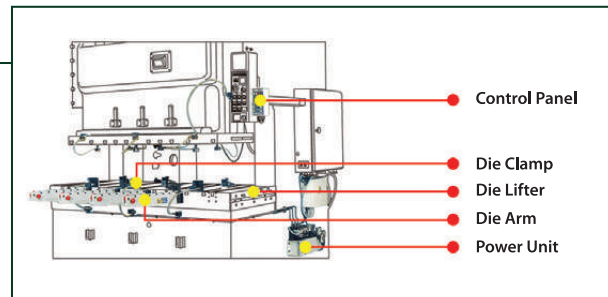
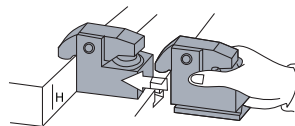


Quick Die Change System

Die Clamp TX-type
With "U" Cut in die set



Die Clamp TY-type
Die plate thickness, H, to be specified



Stamtec carries a full line of quick die change components, including hydraulic power units, clamps, lifters, and bolster extensions. Quick die change systems can provide a number of important benefits, such as:

- Reduced downtime
- Greater productivity
- Longer tool life
- Better part quality
- Increased speed
- Improved employee safety





Stamtec has been providing dependable, affordably priced metal stamping presses for nearly 40 years in North America, and more than 70 years worldwide through our parent company Chin Fong. Our 72,000 sq. ft. sales, service, logistics, and assembly facility in Tennessee is home not only to North America's largest inventory of new presses and spare parts, but also our most important asset - our people. Our staff of engineering, sales, service, and support personnel are here to serve you in the most timely and professional manner. So, tap into our global strength, and grow with us as we grow with you!



Gap Frame Presses



Straight Side Presses



Servo Presses



Forging Presses



Coil Feeding & Handling Systems



STAMTEC®

METAL STAMPING & FORMING EQUIPMENT

STAMTEC, INC.
 4160 Hillsboro Highway
 Manchester, TN 37355 U.S.A.
 TEL: +1-931-393-5050
 FAX: +1-931-393-5060
stamtecpresses@stamtec.com
www.stamtec.com

STAMTEC EQUIPOS de ESTAMPACIÓN
 Cerrada la Noria No. 200 Int. B-10, Querglétaro Park II,
 Parque Industrial Querétaro,
 Santa Rosa Jáuregui, Querétaro, CP. 76220
 TEL: +52-442-101-9555
stamtecpresses@stamtec.com
www.stamtec.com/es

